SPAN CHART

**SPAN CHART IS FOR ESTIMATION ONLY.
DO NOT UTILIZE FOR DETAILED DESIGN.
CHART IS BASED ON DEFLECTION ANALYSIS ONLY**

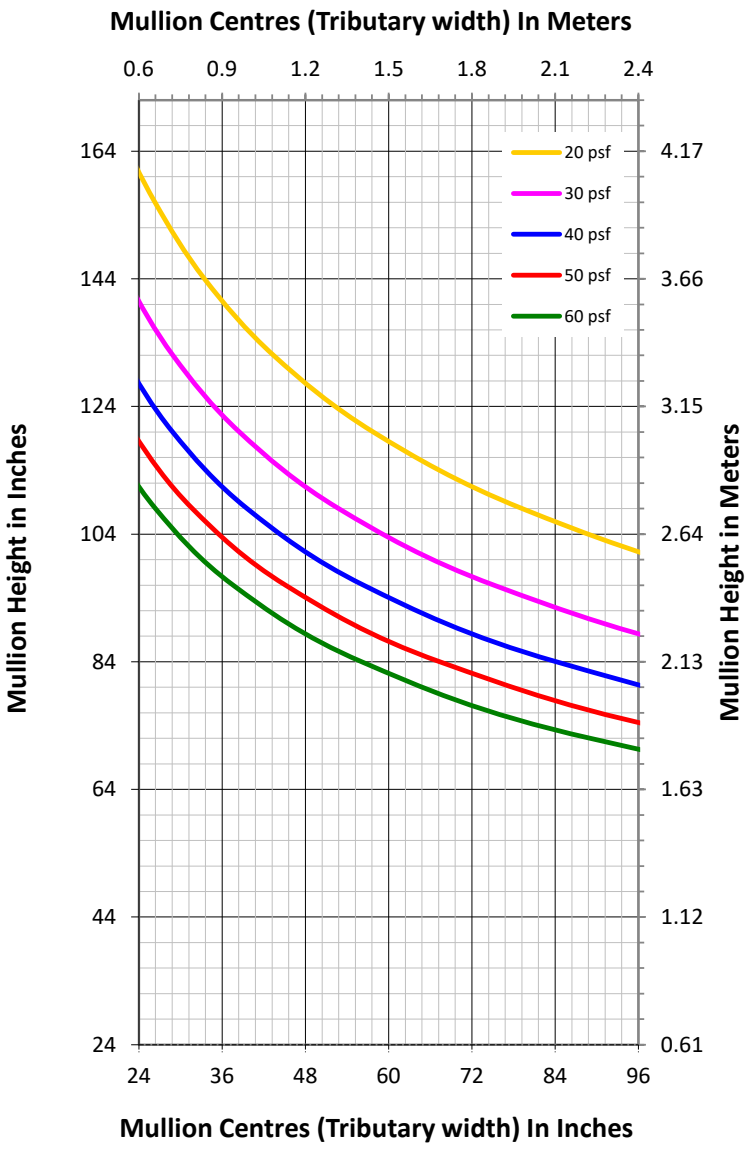

MULLION SECTION

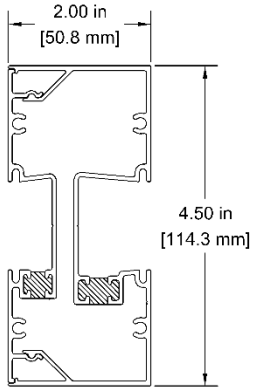

SYSTEM PROPERTIES

Moment of Inertia, Section Modulus & Area	
Moment of Inertia, I_{xx}	I_{xx} = **3.16** in^4
Section Modulus, S_{xx}	S_{xx} = **1.36** in^3
Total Area	A = 1.40 in^2
Modulus of Elasticity	
Aluminum	10,000,000 PSI
Steel	29,000,000 PSI

GENERAL NOTES

1. Deflection Limit: L/175 up to 13.5ft, L/240 + 0.25" over 13.5ft
2. Assume horizontal members provide lateral support
3. Steel moment of inertia converted to polyester, vinyl or aluminum equivalent
4. CANADIAN PROJECTS: Use SLS wind loads or modify the specified wind load by 0.75 before utilizing this chart. i.e. if project specifications require p_{net} = 40 psf, utilize 30 psf on this chart (0.75 x 40 = 30). (Based on NBCC 2020).

CLIENT:

METRO ALUMINUM Products Ltd.

Head Office:
19045 - 24th Avenue
Surrey, B.C. V3Z 3S9
Tel. (604) 535-5316
www.metroaluminum.com

SERIES: STOREFRONT 2100 T SERIES

DRAWING TITLE: WIND LOAD CHART FOR 2100T/2101

ENGINEERING BY:

LAYTON CONSULTING LTD

Unit 233-18525 53rd Avenue, Surrey, BC, Canada, V3S 7A4
Tel: 604-530-6611 | Fax: 604-530-6101 www.laytonconsulting.com

DRAWN BY:	CHK'D BY:	DATE:	DWG. NO:
JK	JS	13-Nov-25	2100T/2101

SPAN CHART

SPAN CHART IS FOR ESTIMATION ONLY.
DO NOT UTILIZE FOR DETAILED DESIGN.
CHART IS BASED ON DEFLECTION ANALYSIS ONLY

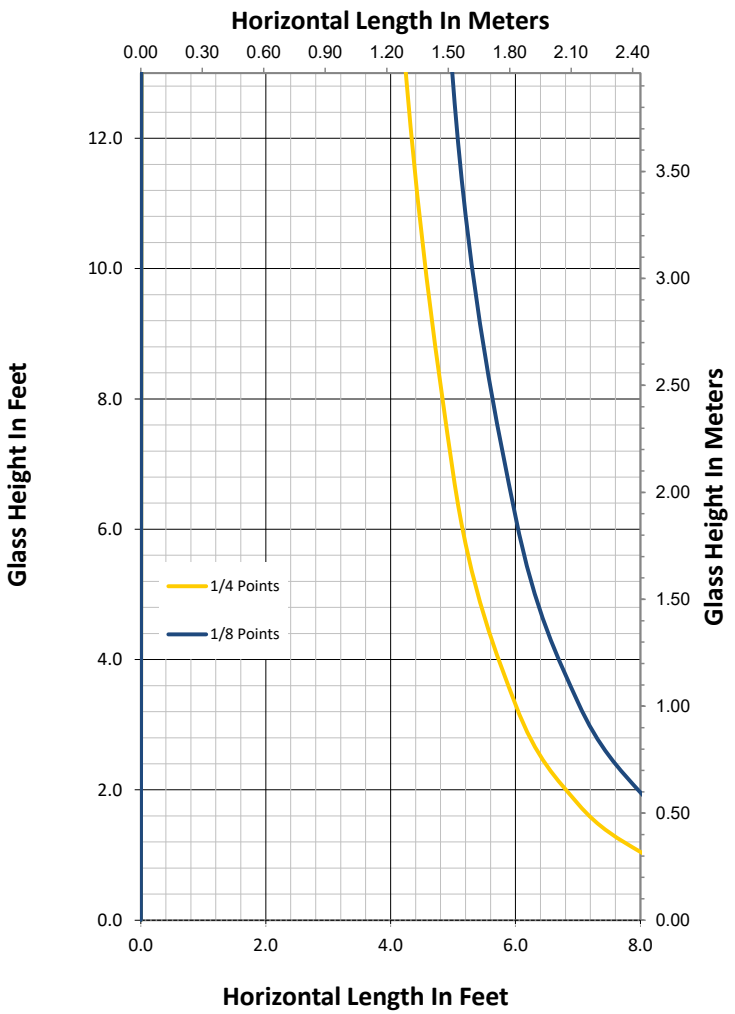

MULLION SECTION

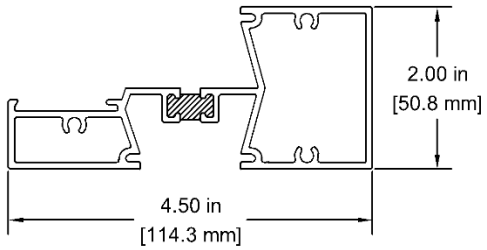

SYSTEM PROPERTIES

Moment of Inertia, Section Modulus & Area	
Moment of Inertia, I_{yy}	I_{yy} = **0.51** in^4
Section Modulus, S_{yy}	S_{yy} = **0.42** in^3
Total Area	A = 1.24 in^2
Modulus of Elasticity	
Aluminum	10,000,000 PSI
Steel	29,000,000 PSI

GENERAL NOTES

Deflection Limit: 0.125" (3.2mm).
Charts are calculated assuming a 15/16" overall sealed unit (6mm/12mm spacer/6mm).
Calculations are based on the position of the setting blocks being placed at either 1/4 or 1/8 points.

CLIENT:

METRO ALUMINUM Products Ltd.

Head Office:
19045 - 24th Avenue
Surrey, B.C. V3Z 3S9
Tel. (604) 535-5316
www.metroaluminum.com

SERIES: 2050 Series Storefront

DRAWING TITLE: DEAD LOAD CHART FOR 2056

ENGINEERING BY:

LAYTON CONSULTING LTD

Unit 233-18525 53rd Avenue, Surrey, BC, Canada, V3S 7A4
Tel: 604-530-6611 | Fax: 604-530-6101 www.laytonconsulting.com

DRAWN BY:	CHK'D BY:	DATE:	DWG. NO:
JK	JS	13-Nov-25	2056