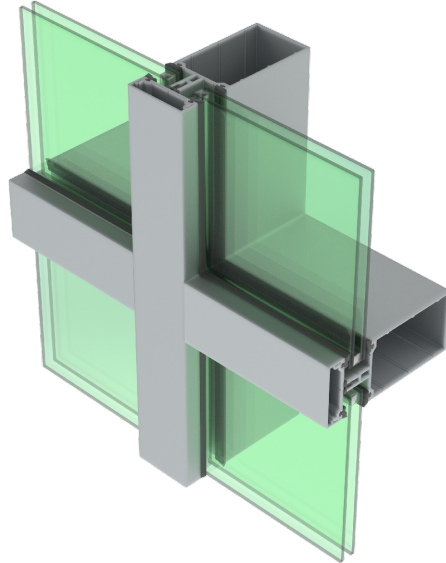


THERMAL, AIR, AND WATER RESULTS - 2 1/2" x 4" BACK SECTION - PART # 2503



ALUMINUM PRESSURE PLATE

TESTED IN ACCORDANCE WITH - CSA-A440 – NFRC THERMAL SOFTWARE					
THERMAL DATA – 6mm CARDINAL 366 LOW E #2//6mm CLEAR					
U-VALUE	W/M2-K	BTU/H-FT2F0	SHGC	CI	VT
	2.322	0.409	0.261	N/A	0.571

FIBRE GLASS PRESSURE PLATE


TESTED IN ACCORDANCE WITH - CSA-A440 – NFRC THERMAL SOFTWARE					
THERMAL DATA – 6mm CARDINAL 366 LOW E #2//6mm CLEAR					
U-VALUE	W/M2-K	BTU/H-FT2F0	SHGC	CI	VT
	1.832	0.323	0.255	N/A	0.571

TESTING IN ACCORDANCE – ASTM E283				
AIR LEAKAGE	TEST PRESSURE	INFILTRATION	EXFILTRATION	OVERALL RESULT
	75PA	0.278 L/S/M2 0.055 CFM/FT2	0.274 L/S/M2 0.054 CFM/FT2	LEVEL A3

TESTING IN ACCORDANCE – ASTM E331			
WATER PENETRATION	TEST PRESSURE	DESIGN PRESSURE	OVERALL RESULT
	510PA (10.50PSF)	3360PA (70.2PSF)	PASS

The above results relate only to the product configuration tested. Every effort has been taken to accurately report the performance of the material, however, due to large amount of input data and reliance from outside sources, it is possible that some errors and/or omissions may occur.

THERMAL, AIR, AND WATER RESULTS - 2 1/2" x 5 1/4" BACK SECTION - PART # 2504



ALUMINUM PRESSURE PLATE


TESTED IN ACCORDANCE WITH - CSA-A440 – NFRC THERMAL SOFTWARE					
THERMAL DATA – 6mm SUNGUARD SN68 LOW E #2//6mm CLEAR					
U-VALUE	W/M2-K	BTU/H-FT2F0	SHGC	CI	VT
	2.429	0.428	0.256	N/A	N/A

TESTING IN ACCORDANCE – ASTM E283				
AIR LEAKAGE	TEST PRESSURE	INFILTRATION	EXFILTRATION	OVERALL RESULT
	75PA	0.278 L/S/M2 0.055 CFM/FT2	0.274 L/S/M2 0.054 CFM/FT2	LEVEL A3

TESTING IN ACCORDANCE – ASTM E331			
WATER PENETRATION	TEST PRESSURE	DESIGN PRESSURE	OVERALL RESULT
	510PA (10.50PSF)	3360PA (70.2PSF)	PASS

The above results relate only to the product configuration tested. Every effort has been taken to accurately report the performance of the material, however, due to large amount of input data and reliance from outside sources, it is possible that some errors and/or omissions may occur.

AIR AND WATER RESULTS - 2 1/2" x 8" BACK SECTION - PART # 2580



TESTED IN ACCORDANCE WITH - CSA-A440 – NFRC THERMAL SOFTWARE					
THERMAL DATA					
U-VALUE	W/M2-K	BTU/H-FT2F0	SHGC	CI	VT
	N/A	N/A	N/A	N/A	N/A

TESTING IN ACCORDANCE – ASTM E283				
AIR LEAKAGE	TEST PRESSURE	INFILTRATION	EXFILTRATION	OVERALL RESULT
	75PA	0.278 L/S/M2 0.055 CFM/FT2	0.274 L/S/M2 0.054 CFM/FT2	LEVEL A3

TESTING IN ACCORDANCE – ASTM E331			
WATER PENETRATION	TEST PRESSURE	DESIGN PRESSURE	OVERALL RESULT
	510PA (10.50PSF)	3360PA (70.2PSF)	PASS

The above results relate only to the product configuration tested. Every effort has been taken to accurately report the performance of the material, however, due to large amount of input data and reliance from outside sources, it is possible that some errors and/or omissions may occur.